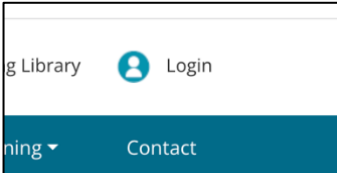


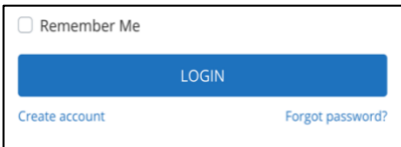
Global Professional Directory for Harmonyum Practitioners

- How to create and manage your directory account -

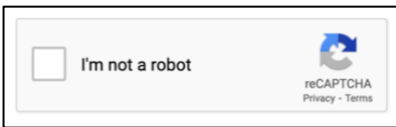
1. Go the website <https://harmonyumhealing.com/>




2. Click on Login in the upper right corner. You will use this button every time, you want to log into your account.



3. To create your account, click on “Create account” below the blue LOGIN button.

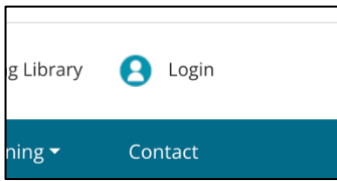


4. Check the CAPTCHA box and complete the picture test if asked to do so.

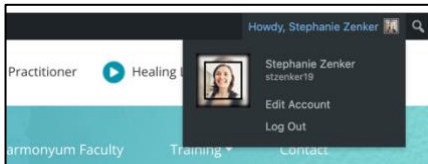


5. Click on the blue CREATE ACCOUNT button.

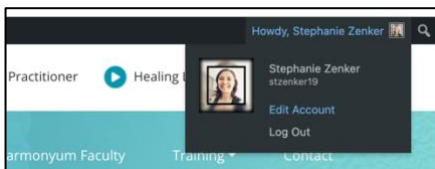
- How to manage account information, billing address or see/print your invoice –



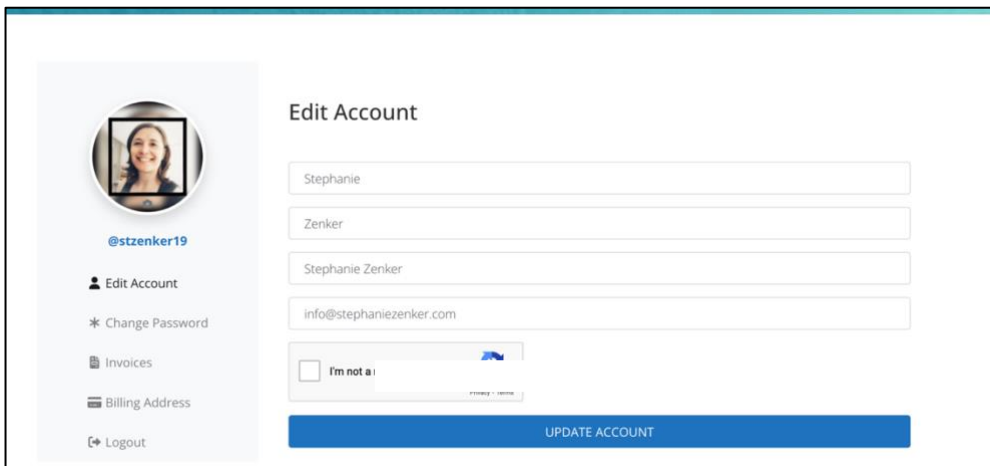
1. Log into your account.



2. Click on your name in the top right corner to open the account drop down menu.



3. Click on “Edit Account”.



- To change your account password, click on “*Change Password”.
- To see or print your invoices, click on “Invoices”.
- To update your billing address, click on “Billing Address”

Important note: The picture that is connected to your account, which you see here, is linked to Gravatar. If you like to change it, you need to change it in Gravatar:

<https://en.gravatar.com/>.